


# HOW TO INSTALL A EASYLOK FITTING



1 No special tools are required, standard multi-grips, pipe cutters or saw. If using a saw ensure there are no burrs.



2 Cut the pipe square. There is no need to chamfer or lubricate the pipe.



3 Take the fitting apart, remove the nut.



4 Remove the split ring and collet, ensuring you keep them together. Remove the O-ring.



5 Slide the components onto the pipe, first the nut, then the split ring and collet followed by the O-ring.



6 Insert the pipe into the fitting body ensuring pipe butts against tapered wedges in body of fitting. Bring the components up to the fitting body.



7 Tighten the nut by hand.



8 While holding the body tighten the nut all the way to the flange using multi-grips



9 The fitting is now fully installed

## Disassembly process



1 Use the multi-grips to loosen the nut then continue to loosen by hand and slide the body off the pipe.



2 Remove the O-ring, then the split ring, collet and nut, then re-assemble the fitting and it is now ready to use.

Customer Service - Australia  
Telephone 1800 755 899  
Email [sales\\_orders@philmac.com.au](mailto:sales_orders@philmac.com.au)

**Philmac**<sup>®</sup>

The connection you can trust.

PH11098 04/22

# Easy LOK

## NO WORRIES

### EASY RELIABLE CONNECTIONS, EVERYTIME



**Philmac**<sup>®</sup>

The connection you can trust.



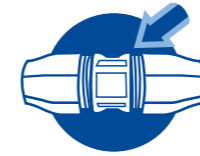
# Easy LOK

## EASY RELIABLE CONNECTIONS, EVERYTIME

No matter the application Philmac's EasyLOK range of metric fittings has you covered, no worries.

Originally designed for use in the harsh mining environment, EasyLOK made the transition to irrigation and industrial applications with ease. The simple assembly process takes the hard work out of handling large bore metric pipe.

Available in a full range of configurations and a size range from 20mm to 110mm EasyLOK will provide an easy, reliable and long lasting solution.



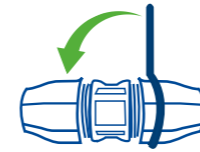
### VISUAL STOP

The flange on the body of the EasyLOK fitting provides a visual stop to indicate when the nut is fully tightened. This removes any uncertainty from the installation process.



### CHEMICAL RESISTANCE

Standard compression fittings are supplied with nitrile seals which fail when they come into contact with acids. EasyLOK fittings are supplied with EPDM seals which means that the fittings can withstand a wide range of chemicals without having to switch components.



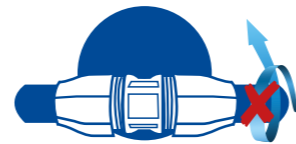
### EASY TO USE

It is essential that the nut is tightened fully so that no threads are showing to ensure complete compression of the seal. The EasyLOK range has been designed to minimise the torque required to tighten the nut making installation as simple and easy as possible.



### IMPACT RESISTANCE

EasyLOK fittings are made from a high grade of polypropylene to provide significant resistance to impact. There is always a risk of impact so the fitting must be tough and durable to provide a long life. At the same time if in the unlikely circumstances that the material should fail due to impact, it will result in a ductile rather than a brittle failure. This means that there is no risk of injury through a fitting explosion when used in a compressed air application.



### MINIMISES PIPE TWIST

The fitting has been designed to minimise pipe twist as the nut is tightened. Maximum pipe twist is approximately three quarters of a turn compared to one and a half turns with many other fittings. Pipe twist can impact on not only the connection you have just made but also on the connection at the other end of the line.

## WORRY FREE INSTALLATION, EVERYTIME




### EASY ASSEMBLY

EasyLOK fittings have been designed to ensure that installation is as easy as possible and that it works every time. When working with large pipes, installation can be challenging not only because of the size of the pipe but also the condition of the pipe. Recognising this EasyLOK fittings are installed by taking them apart and then putting the components on separately. The components all go onto the pipe easily and ensure that everything is positioned correctly no matter the condition of the pipe. The pipe can then be pushed into the body of fitting and the nut fully tightened. Installation is made easy and 100% reliable with EasyLOK.

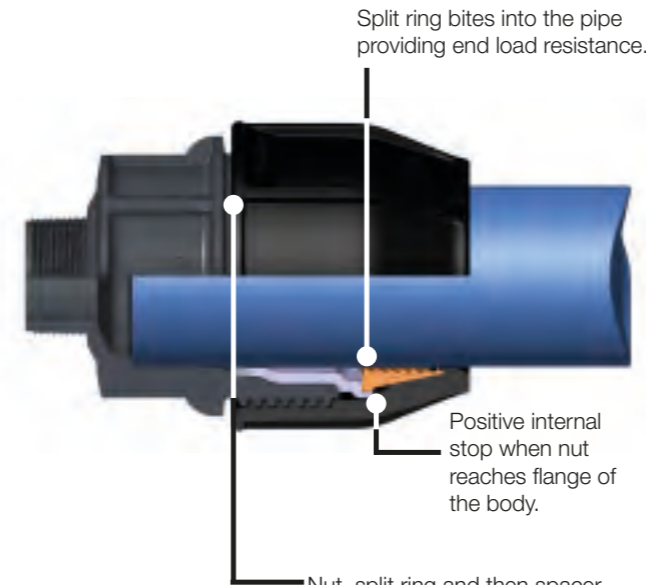
### EASY DISASSEMBLY

EasyLOK fittings have been designed so that they can be easily re-used. Once the fitting is installed it is a simple matter of loosening the nut with multi-grips or a spanner. Once the nut has been loosened the internal components can easily be released and the pipe removed from the fitting. Disassembly could not be easier.



### SAFETY IS PARAMOUNT

Airline safety, Philmac strongly recommends that fittings should never be disconnected on a live air line. However in the event that work commences on an air line before the air supply is switched off, the use of Philmac EasyLOK fittings will ensure that a warning is given to the user that the line is live. The user can then switch off the air supply and continue working on the line in a safe manner.



High degree of O-ring compression provides more tolerance to scuffed, scratched or oval pipe.



**Complete coverage** The EasyLOK range is rated to PN16 and is available from 20mm to 110mm. To ensure complete coverage and that there is a fitting for all requirements EasyLOK fittings are available in joiners, elbows, male and female adaptors, tees and threaded elbows and tees.



\*Please contact your Philmac representative about chemical compatibility and seek advice prior to use.