



Goulds Water Technology's GIS/ GISO series back pull out, foot mounted centrifugal pump is designed with the latest CAD and CDF, in accordance to ISO 2858. GIS/ GISO's highly efficient and flexible construction makes it ideal for pressure boosting, water supply, irrigation, and HVAC applications.

Features

design versions: frame mount is suitable for long coupled direct drive applications. Stub shaft with its heavy-duty cast iron adapter close couples to either 2 or 4 pole IEC standard frame motors.

pump casing: highly efficient volute type casing. Back-pullout design provides easy maintenance without disturbing the pipe work.

impeller: fully enclosed; designed for maximum efficiency and balanced for minimum vibration.

shaft: heavy-duty stainless steel shaft for minimum deflection at high speed. The taper mount with keyed impeller provides positive locking and easy removal during servicing.

shaft seal: mechanical type with excellent sealing performance. High temperature versions on request.

bearing: high quality oversize bearings grease lubricated for general service. Oil lubrication option for high temperatures.

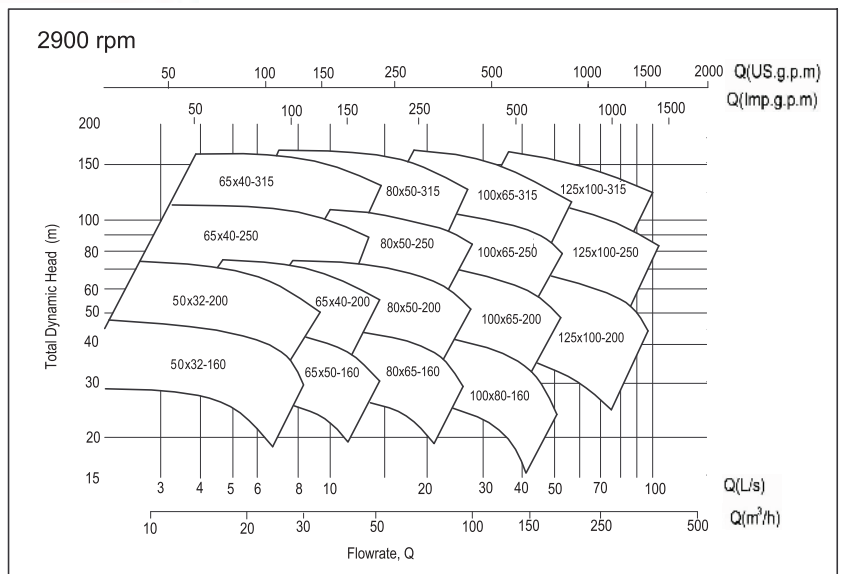
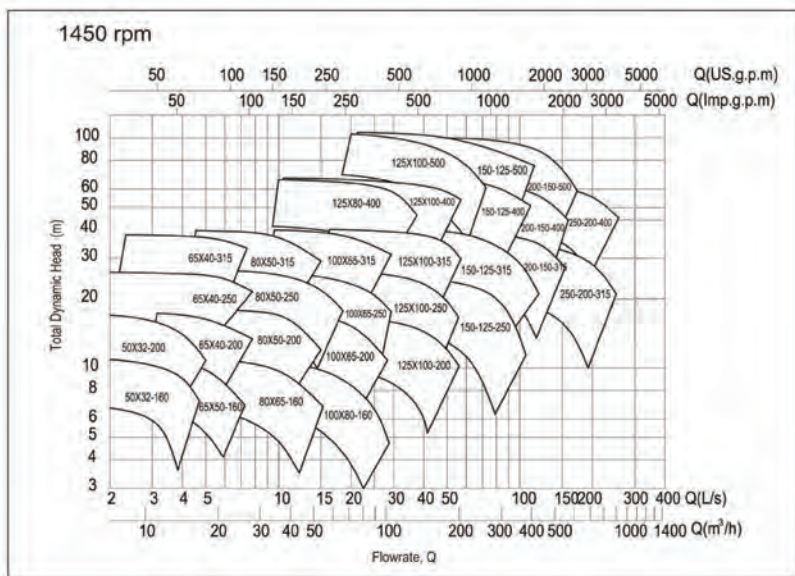
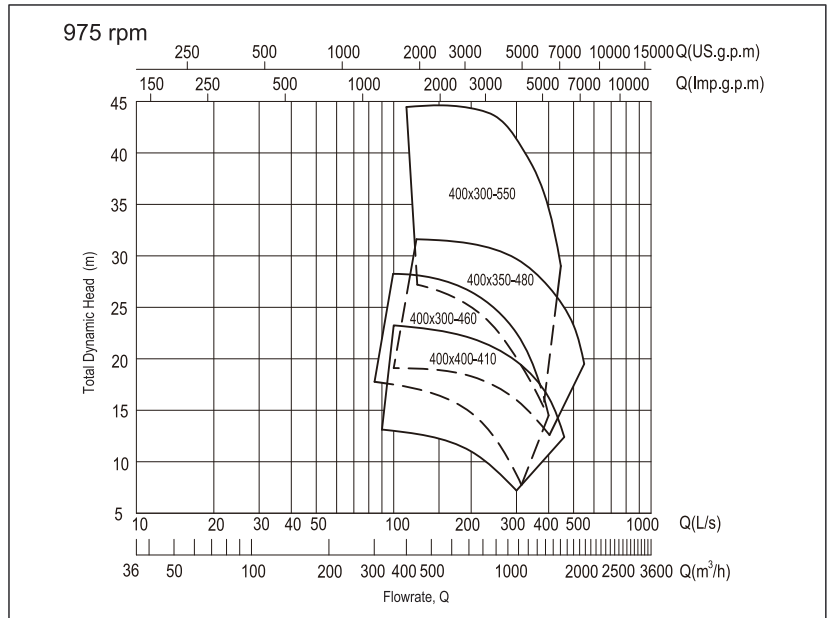
construction materials: wet end in GG25 cast iron, zinc free bronze impeller and wear rings with 420 stainless steel shaft. 316S and other material options on request.

Specifications

- maximum flow: 2,100m³/h
- maximum head: 160 meters
- liquid temperature: -15°C to 120°C (standard version)
- working pressure: up to 16 Bar
- motor: 0.75kW to 160kW

GIS/ GISO Series ISO End Suction Centrifugal Pumps

Performance Curves



Available from:



Brown Brothers Engineers Australia
www.brownbros.com.au

